

Preach The Word!!

Work Book



Table of Contents

The Story of Inductive Bible Study (IBS)	2
Session 1: Introduction to Inductive Bible Study (IBS)	3
IBS Slides 1-16.....	3
IBS Introduction Worksheet.....	12
Session 2: IBS Principles Applied to 2 Timothy	13
IBS Slides 16-26.....	13
IBS Principles Worksheet	19
Session 3: 2 Timothy Observation Overview	20
2 nd Timothy Overview Worksheet.....	21
2 nd Timothy Study Text (NIV) - Observation Worksheet.....	22
Session 4: 2 Timothy Observation	29
IBS Slides 27-29.....	29
2 Timothy Observation Instructions	31
People In 2 nd Timothy Worksheet - Paul.....	32
People In 2 nd Timothy Worksheet - Timothy	33
People In 2 nd Timothy Worksheet - Others	34
Session 5: 2 Timothy Key Words.....	35
IBS Slides 30-33.....	35
2 Timothy Observation Instructions	38
Key Words In 2 nd Timothy Worksheet - Gospel/Word	39
Instructions In 2 nd Timothy Worksheet	40
Session 6: 2 Timothy Overview Worksheet.....	41
IBS Slides 33-36.....	41
2 Timothy Overview Instructions.....	44
Session 7: Interpretation Principles	45
IBS Slides 37-39.....	45
Interpretation Principles Summary	47
Session 8: 2 Timothy 1 Key Words.....	48
IBS Slides 40-43.....	48
Key Words in 2 nd Timothy 1 Worksheet Instructions	51
Key Words in 2 nd Timothy 1 Worksheet	52
Session 9: 2 Timothy 1 Contrasts, Comparisons, Terms of Conclusion, and Expressions of Time	53
IBS Slides 44-50.....	53
2 Timothy 1 Contrasts, Comparisons, Terms of Conclusion, and Expressions of Time Instructions	57
Session 10: 2 Timothy 1 Chapter Outline	58
IBS Slides 51-54.....	58
2 Timothy 1 - Chapter Outline Worksheet	61
Session 11: Questions of Interpretation and Cross References	62
IBS Slides 55-56.....	62
Questions of Interpretation and Cross References Worksheet.....	64
Session 12: Application Principles.....	65
IBS Slides 57-68.....	65
Application Principles Summary.....	72
Session 13: Preparing Expository Sermons/Studies	73
IBS Slides 69-80.....	73
Preparing Expository Sermons/Studies Worksheet	80
Session 14: Preparing Expository Sermons/Studies (Continued).....	81
Preparing Expository Sermons/Studies Worksheet	82
Session 15: Preach The Word Seminar Critique and Closing Prayer.....	83
Extra Preach The Word Worksheets/Forms	84
Overview Worksheet of _____	85
People in _____ Worksheet	86
Instructions in _____ Worksheet	87
Key Words in _____ Worksheet.....	88
Chapter Outline Form.....	89
Preparing Expository Sermons/Studies Form.....	90

The Story of Inductive Bible Study (IBS)

The apostle Paul instructed the young pastor, Timothy, in 2Timothy 4:2, “Preach the Word!” In season or not, whether it is popular or not, whether you think you have a better idea or not, “Preach the Word!”

There is nothing more solid to build your life on than God’s Word. This is the rock the wise man built his house on that Jesus illustrated in His Sermon on the Mount. The Word of God will lead us to salvation in the Son of God (who is the Word made flesh that dwelt among us). The Word of God is profitable for all things in our lives, teaching us, rebuking, correcting and training us in righteousness so that we may be equipped for every good work God has planned for us.

The story of Inductive Bible Study (IBS) is the story of passing on this biblical instruction from the anointed apostle Paul to as many pastors and preachers as possible: “Preach the Word!” However, before you could preach the Word you need to know the word and in order to know the Word you need to study the Word. IBS is a set of simple tools that we could use in our every day study of the Bible to help us understand what the Bible is saying, what the Bible means and how we can apply it in our everyday lives.

IBS starts with choosing one of the sixty-six books of the Bible. Then reading that book over and over again until it gets in you and you begin to think of it as a total letter with a purpose and a statement from God to you. You then begin to consider the human instrument God used to write the book and the original recipients the book was intended for. Beginning with the first chapter and taking it one chapter at a time we are on a discovery to understand what God is saying in this chapter, what did it mean to the original hearers and what does it mean to me and my hearers today. Once I have an understanding of what God said and meant in the Bible chapter I am working in; I then can ask the Holy Spirit for help in finding ways to apply that Word in my life and the lives of my hearers today. IBS is all about being “doers” of the Word, not just “hearers.”

The IBS method of studying the Bible is intended to be used by pastors and preachers as the means to help them get started obeying God’s command through Paul to Timothy to “Preach the Word!” Preach God’s Word, one book of the Bible at a time, starting with chapter one verse one of a book, and preaching through the entire book. You finish one book then you move on to the next book that God puts on your heart to preach to His people. At the pace of one chapter a week, it will take a person about 22 years to preach through all sixty-six books of the Bible. Two chapters a week would get you through the Bible in 11 years. Whatever your pace, when you finish, start again – you will never run out of material to preach because you cannot exhaust the depths of God’s Word! Then you will be giving the people of God the whole counsel of God from the whole Bible.

Bill Love
February 2012

Session 1: Introduction to Inductive Bible Study (IBS)

Materials needed:

Pen

Slides 1-16

Observation Worksheets:

Introduction to Inductive Bible Study (IBS)

Slides 1-16

Preach the Word!!



1

Preach The Word - Agenda

- ⌘ **Session 1 – Introduction to Inductive Bible Study (Slides 1-16)**
- ⌘ **Session 2 – IBS Principles Applied to 2nd Timothy (Slides 16-26)**
- ⌘ **Session 3 – 2 Timothy Observation Overview (Overview & Text)**
- ⌘ **Session 4 – 2 Timothy Observation Continued (Slides 27-29)**
- ⌘ **Session 5 – 2 Timothy Key Words (Slides 30-33)**
- ⌘ **Session 6 – 2 Timothy Overview Worksheet (Slides 33-36)**
- ⌘ **Session 7 – Interpretation Principles (Slides 37-39)**
- ⌘ **Session 8 – 2 Timothy 1 Interpretation/Key Words (Slides 40-43)**
- ⌘ **Session 9 – 2 Timothy 1 Interpretation/Contrasts, Comparisons, Terms of Conclusion or Result, Expressions of Time (Slides 44-50)**

2

Preach The Word - Agenda

- ⌘ **Session 10 – 2 Timothy 1 Interpretation/Chapter Outline (Slides 51-54)**
- ⌘ **Session 11 – Questions of Interpretation and Cross References (Slides 55-56)**
- ⌘ **Session 12 – Application Principles and Personal Application (Slides 57-68)**
- ⌘ **Session 13 – Preparing Expository Sermons/Studies (Slides 69-80)**
- ⌘ **Session 14 – Preparing Expository Sermons/Studies (Continued) (No Slides)**
- ⌘ **Session 15 – Seminar Critique and Closing Prayer**

3

**Preach the Word; be prepared
in season and out of season;
correct, rebuke and
encourage-with great patience
and careful instruction.
2nd Timothy 4:2**

4

Why Inductive Bible Study (IBS)?

- ⌘ **To find out what the Bible says, you need to read it yourself in a way that will help you discover:**
 - ☒ **What it says ("making it clear")**
 - ☒ **What it means ("giving the meaning")**
 - ☒ **And how to apply it to your life ("could understand")**
- ⌘ **This method of studying God's Word can be applied to any portion of Scripture at anytime for the rest of your life**

**They read from the Book of the Law of God, making it clear and giving the meaning so that the people could understand what was being read (and then apply it).
Nehemiah 8:8**

5

Why Inductive Bible Study (IBS)? (Continued)

- ⌘ **The main requirement in learning to study the Bible inductively is the willingness to slow down and really look at what Scripture says**
 - ☒ **IBS uses the Bible as the primary source of information about the Bible**
 - ☒ **IBS draws you into personal interaction with the Scripture and with God so that your beliefs are based on prayerful understanding and legitimate interpretation of Scripture**

**The Lord longs to be gracious to you; He rises to show you compassion. For the Lord is a God of justice. Blessed are all who wait for Him!
Isaiah 30:18**

6

Goals of the Preach The Word!! Seminar

- ⌘ **Participant Will:**
 - ☒ **Be equipped to study God's Word on your own**
 - ☒ **Be independent of relying on another's interpretation**
 - ☒ **Increase his/her knowledge of God and His ways**
 - ☒ **Be greatly strengthened in your personal faith**
 - ☒ **Recognize the authority of the inerrant Word of God in your daily walk**
 - ☒ **Become increasingly aware of all that it means to be in Christ**
 - ☒ **Be able to prepare expository Bible studies or sermons from your study**

7

Key Tenants of IBS

⌘ God's Word was designed to help me live my life

☒ All Scripture is God-breathed and is useful for teaching, rebuking, correcting and training in righteousness, so that the man of God may be thoroughly equipped for every good work.

2 Timothy 3:16-17

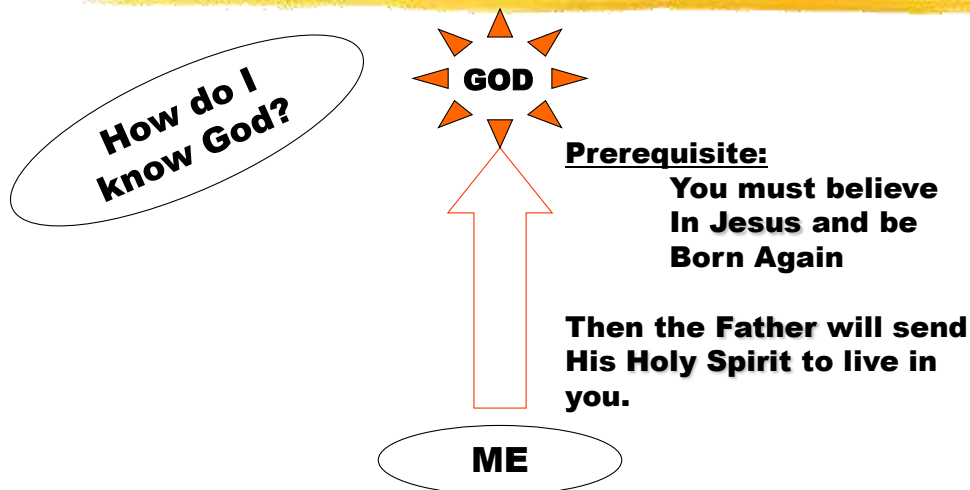
⌘ God has provided His Holy Spirit to Christians to help us know Him

☒ But the Counselor, the Holy Spirit, whom the Father will send in my name, will teach you all things and will remind you of everything I have said to you.

John 14:26

8

IBS - The Thought Process



9

IBS - The Thought Process

The Bible



The Bible:

66 books written by 40 authors over a 2000 year period, an integrated message system from beyond time. God gave us the Bible one book at a time.

All Scripture is God-breathed and is useful for teaching, rebuking, correcting and training in righteousness, so that the man of God may be thoroughly equipped for every good work.

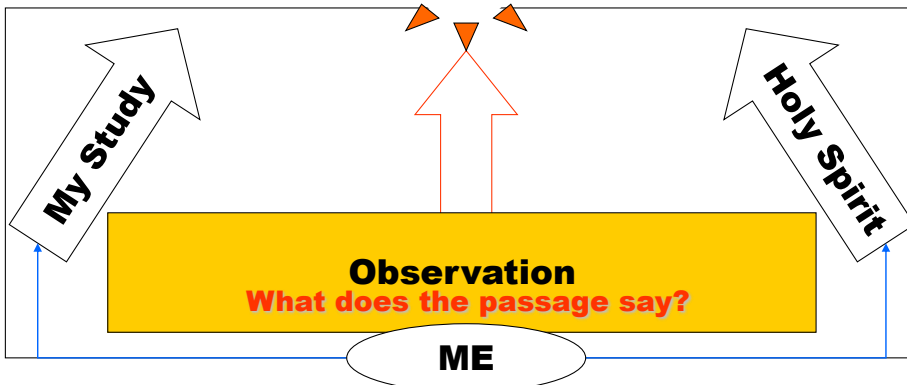
2 Timothy 3:16-17

ME

10

IBS - The Thought Process

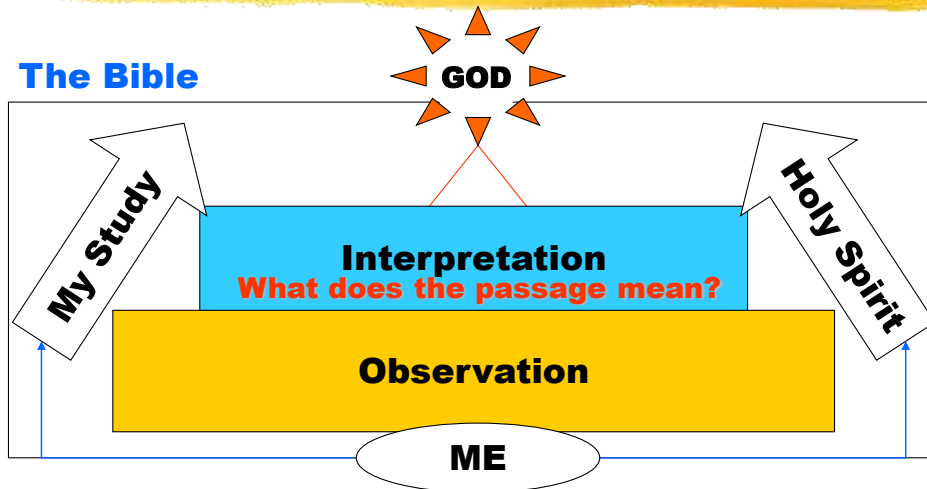
The Bible



Observation – the foundation which must be laid to accurately interpret and properly apply God's Word

11

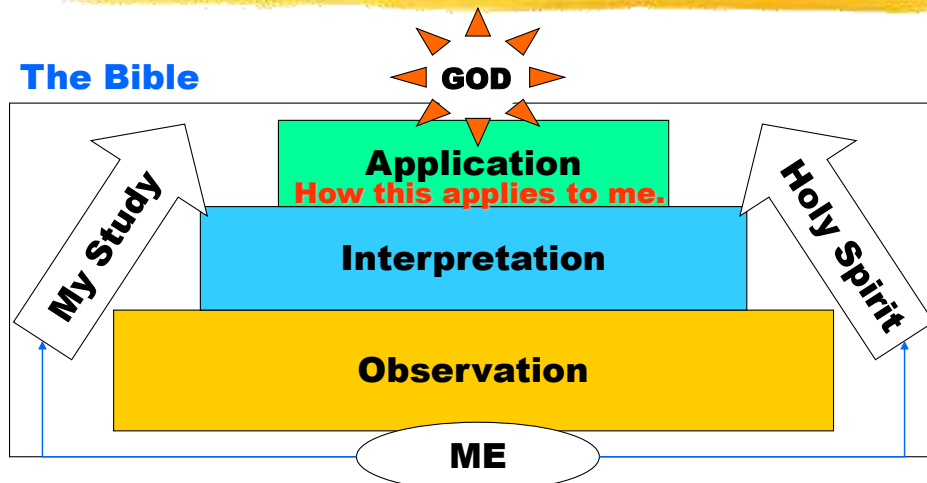
IBS - The Thought Process



As you carefully observe Scripture the meaning will become apparent

12

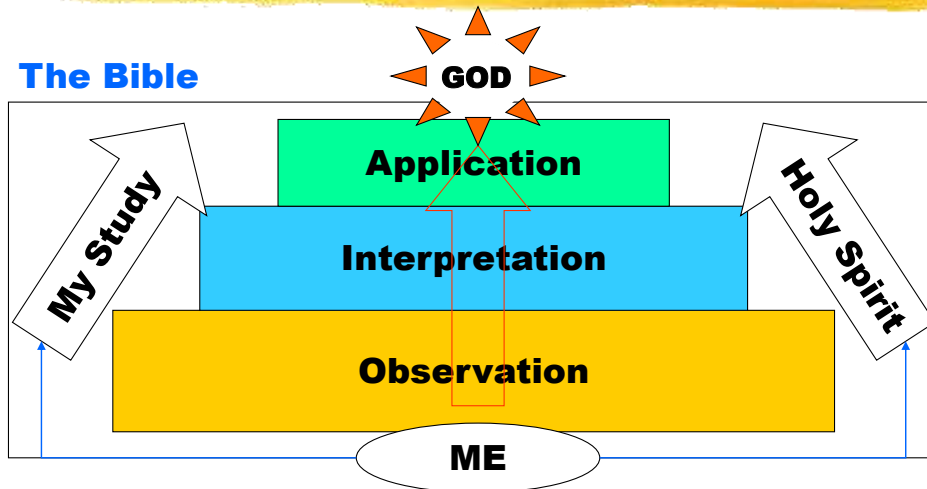
IBS - The Thought Process



Once you know the meaning of the passage, you are responsible & accountable for putting it into practice in your life


13

IBS - The Thought Process



The goal of personal Bible Study is a transformed life and a deep abiding relationship with Jesus Christ

I have hidden Your Word in my heart that I might not sin against You. Psalm 119:11



God gave us the Bible

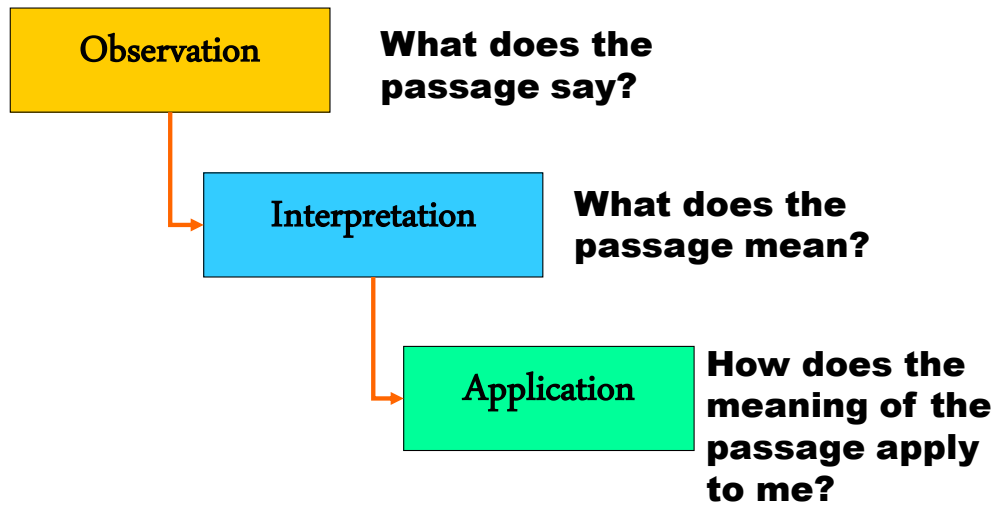
and

God gave Us the Holy Spirit

Then how do we go about studying it?

15

IBS - A Logical Process



16

Session 1: Observation Worksheet
Introduction to Inductive Bible Study (IBS)

Observation (What does the Passage Say?)

Interpretation (What does the Passage Mean?)

Application (How does the meaning of the Passage Apply to Me?)

Session 2: IBS Principles Applied to 2 Timothy

Materials needed:

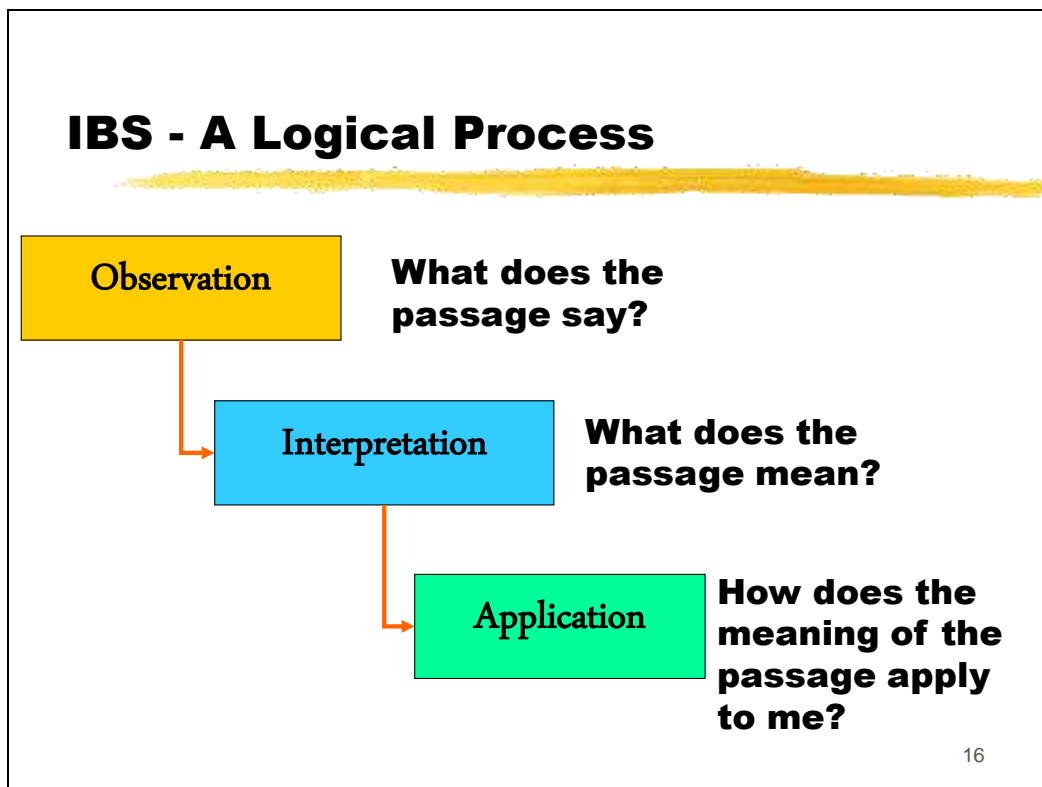
Pen

Slides 16-26

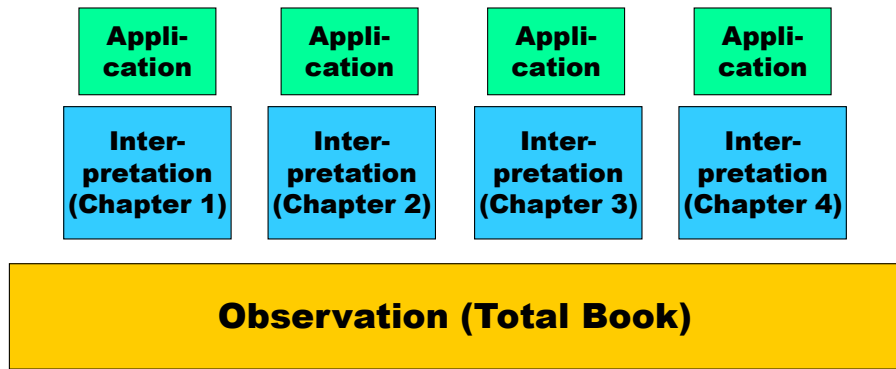
Observation Worksheet:

IBS Principles Applied to 2 Timothy

Slides 16-26

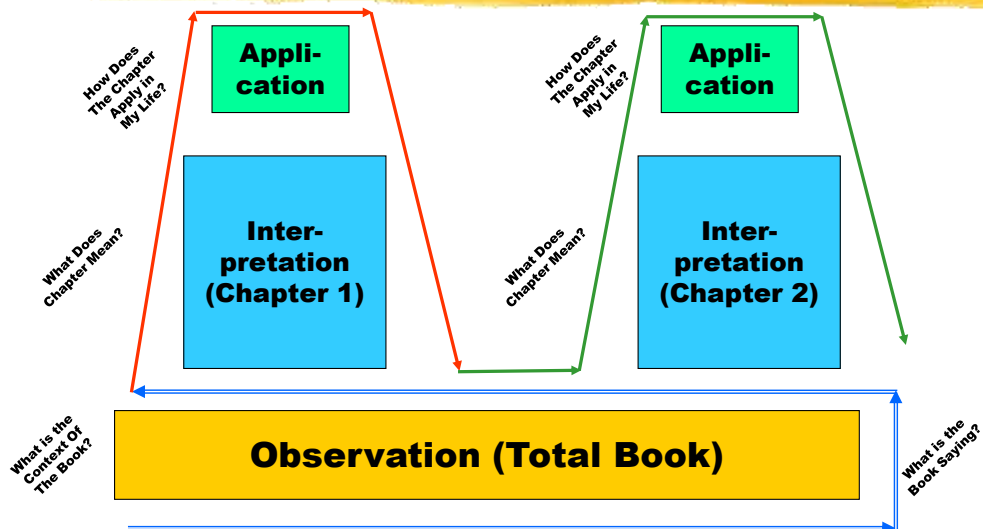


IBS - As Applied to 2nd Timothy



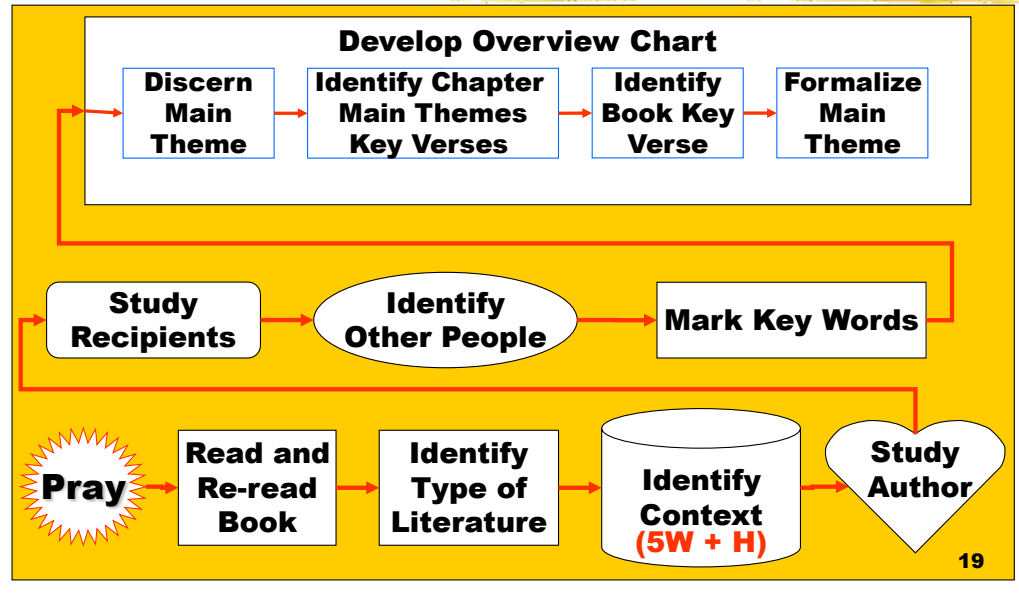
17

IBS - As Applied to 2nd Timothy



18

Observation - The Book In Total



Observation - The Details

Do your best to present yourself to God as one approved, a workman who does not need to be ashamed and who correctly handles the Word of Truth. 2 Timothy 2:15

Observation - The Details

⌘ Pray

- ☒ Always begin with Prayer -
- ☒ Ask God, by His Spirit to lead you into all Truth and to Open your eyes

⌘ Read and Re-read through the entire book

- ☒ Get the Word in You
- ☒ Jot down comments, questions, insights as they happen

21

Observation - The Details (Continued)

⌘ Identify the type of literature

- ☒ What kind of text are you reading
- ☒ Examples
 - ☒ Gospel (Matthew, Mark, Luke, John)
 - ☒ Historical (Kings, Chronicles, Acts)
 - ☒ Biographical (Ruth, Esther)
 - ☒ Poetic (Psalms)
 - ☒ Wisdom (Proverbs, Ecclesiastes)
 - ☒ Prophetic (Daniel, Isaiah, Revelation)
 - ☒ Epistle/Letter (Romans, Hebrews, 1 Peter, 2 Timothy)
 - ☒ Old Testament Law (Leviticus, Deuteronomy)
 - ☒ Combination

22

Observation - The Details (Continued)

⌘ Identify the Context

- ☒ With the type of Literature in mind determine the context of the Scripture, using the 5 W's and the H question
- ☒ Who
- ☒ What
- ☒ When
- ☒ Where
- ☒ Why
- And
- ☒ How

23

Observation - The Details (Continued)

⌘ Identify the Context (continued)

- ☒ **WHO**
 - ☒ Who wrote it?
 - ☒ Who said it?
 - ☒ Who are the major characters?
 - ☒ To whom is the author speaking?
- ☒ **WHAT**
 - ☒ What are the main events?
 - ☒ What are the major ideas?
 - ☒ What are the major teachings?
 - ☒ What are these people like?

24

Observation - The Details (Continued)

⌘ Identify the Context (continued)

☒ WHEN

- ☒ When was it written?
- ☒ When did this event take place?
- ☒ When will it happen?

☒ WHERE

- ☒ Where was it written?
- ☒ Where are the recipients?
- ☒ Where was it done?
- ☒ Where was it said?
- ☒ Where will it happen?

25

Observation - The Details (Continued)

⌘ Identify the Context (continued)

☒ WHY

- ☒ Why was there a need for this to be written?
 - When was this mentioned?
- ☒ Why was so much or little space devoted to this particular event or teaching?

☒ HOW

- ☒ How is it done?
- ☒ How did it happen?
- ☒ How is truth illustrated?

26

**Session 2: Observation Worksheet
IBS Principles Applied to 2 Timothy**

Observation (Overview Total Book)

Interpretation (Break the Book down into Sections/Chapters)

Application (Start with Key Passages/Verses/Words)

Session 3: 2 Timothy Observation Overview

Materials needed:

Pen

2 Timothy Observation Overview Instructions

Observation Worksheets:

2nd Timothy Overview

2nd Timothy Study Text

2 Timothy Observation Overview Instructions

1) READ THE BOOK OF 2 TIMOTHY AND JOT DOWN ANY COMMENTS, QUESTIONS AND INSIGHTS THAT COME TO YOU.

2) WHAT TYPE OF LITERATURE IS 2 TIMOTHY?

3) WHO WROTE 2 TIMOTHY?

4) TO WHOM WAS THE AUTHOR WRITING?

5) WHO ARE THE OTHER MAIN CHARACTERS?

6) WHAT IS THE MAIN THEME/TEACHING?

7) WHERE WAS IT WRITTEN?

8) WHERE WAS THE RECIPIENT?

9) WHEN IN THE AUTHOR'S LIFE WAS THIS WRITTEN?

10) WHY WAS THIS WRITTEN? (WHAT WAS THE AUTHOR'S PURPOSE FOR WRITING?)

**Session 3: Observation Worksheet
2nd Timothy Overview**

Book Theme:

Chapter Themes

Key Verse:

1

Author:

2

Key Words:

3

4

Purpose:

Recipient:

Historical Setting:

2nd Timothy Study Text – Observation Worksheet

2 Timothy Chapter 1 (NIV)

¹ Paul, an apostle of Christ Jesus by the will of God, according to the promise of life that is in Christ Jesus,

² To Timothy, my dear son:

Grace, mercy and peace from God the Father and Christ Jesus our Lord.

³ I thank God, whom I serve, as my forefathers did, with a clear conscience, as night and day I constantly remember you in my prayers.

⁴ Recalling your tears, I long to see you, so that I may be filled with joy. ⁵ I have been reminded of your sincere faith, which first lived in your grandmother Lois and in your mother Eunice and, I am persuaded, now lives in you also. ⁶ For this reason I remind you to fan into flame the gift of God, which is in you through the laying on of my hands. ⁷ For God did not give us a spirit of timidity, but a spirit of power, of love and of self-discipline.

⁸ So do not be ashamed to testify about our Lord, or ashamed of me his prisoner. But join with me in suffering for the gospel, by the power of God, ⁹ who has saved us and called us to a holy life—not because of anything we have done but because of his own purpose and grace. This grace was given us in Christ Jesus before the beginning of time, ¹⁰ but it has now been revealed through the appearing of our Savior, Christ Jesus, who has destroyed death and has brought life and immortality to light through the gospel. ¹¹ And of this gospel I was appointed a herald and an apostle and a teacher. ¹² That is why I am suffering as

I am. Yet I am not ashamed, because I know whom I have believed, and am convinced that he is able to guard what I have entrusted to him for that day.

¹³ What you heard from me, keep as the pattern of sound teaching, with faith and love in Christ Jesus. ¹⁴ Guard the good deposit that was entrusted to you-guard it with the help of the Holy Spirit who lives in us.

¹⁵ You know that everyone in the province of Asia has deserted me, including Phygelus and Hermogenes.

¹⁶ May the Lord show mercy to the household of Onesiphorus, because he often refreshed me and was not ashamed of my chains. ¹⁷ On the contrary, when he was in Rome, he searched hard for me until he found me. ¹⁸ May the Lord grant that he will find mercy from the Lord on that day! You know very well in how many ways he helped me in Ephesus.

2 Timothy Chapter 2 (NIV)

¹ You then, my son, be strong in the grace that is in Christ Jesus. ² And the things you have heard me say in the presence of many witnesses entrust to reliable men who will also be qualified to teach others. ³ Endure hardship with us like a good soldier of Christ Jesus. ⁴ No one serving as a soldier gets involved in civilian affairs-he wants to please his commanding officer. ⁵ Similarly, if anyone competes as an athlete, he does not receive the victor's crown unless he competes according to the rules. ⁶ The hardworking farmer should be the first to

receive a share of the crops. ⁷ Reflect on what I am saying, for the Lord will give you insight into all this.

⁸ Remember Jesus Christ, raised from the dead, descended from David. This is my gospel, ⁹ for which I am suffering even to the point of being chained like a criminal. But God's word is not chained. ¹⁰ Therefore I endure everything for the sake of the elect, that they too may obtain the salvation that is in Christ Jesus, with eternal glory.

¹¹ Here is a trustworthy saying:

If we died with him, we will also live with him; ¹² if we endure, we will also reign with him. If we disown him, he will also disown us; ¹³ if we are faithless, he will remain faithful, for he cannot disown himself.

¹⁴ Keep reminding them of these things. Warn them before God against quarreling about words; it is of no value, and only ruins those who listen. ¹⁵ Do your best to present yourself to God as one approved, a workman who does not need to be ashamed and who correctly handles the word of truth. ¹⁶ Avoid godless chatter, because those who indulge in it will become more and more ungodly. ¹⁷ Their teaching will spread like gangrene. Among them are Hymenaeus and Philetus, ¹⁸ who have wandered away from the truth. They say that the resurrection has already taken place, and they destroy the faith of some. ¹⁹ Nevertheless, God's solid foundation stands firm, sealed with this inscription: "The Lord knows those who are his," and, "Everyone who confesses the name of the Lord must turn away from wickedness."

²⁰ In a large house there are articles not only of gold and silver, but also of wood and clay; some are for noble purposes and some for ignoble. ²¹ If a man cleanses himself from the latter, he will be an instrument for noble purposes, made holy, useful to the Master and prepared to do any good work.

²² Flee the evil desires of youth, and pursue righteousness, faith, love and peace, along with those who call on the Lord out of a pure heart. ²³ Don't have anything to do with foolish and stupid arguments, because you know they produce quarrels. ²⁴ And the Lord's servant must not quarrel; instead, he must be kind to everyone, able to teach, not resentful. ²⁵ Those who oppose him he must gently instruct, in the hope that God will grant them repentance leading them to a knowledge of the truth, ²⁶ and that they will come to their senses and escape from the trap of the devil, who has taken them captive to do his will.

2 Timothy Chapter 3 (NIV)

¹ But mark this: There will be terrible times in the last days. ² People will be lovers of themselves, lovers of money, boastful, proud, abusive, disobedient to their parents, ungrateful, unholy, ³ without love, unforgiving, slanderous, without self-control, brutal, not lovers of the good, ⁴ treacherous, rash, conceited, lovers of pleasure rather than lovers of God- ⁵ having a form of godliness but denying its power. Have nothing to do with them.

⁶ They are the kind who worm their way into homes and gain control over weak-willed women, who are loaded down with sins and are swayed by all kinds of evil desires, ⁷ always learning but never able to acknowledge the truth. ⁸ Just

as Jannes and Jambres opposed Moses, so also these men oppose the truth-men of depraved minds, who, as far as the faith is concerned, are rejected.⁹ But they will not get very far because, as in the case of those men, their folly will be clear to everyone.

¹⁰ You, however, know all about my teaching, my way of life, my purpose, faith, patience, love, endurance,¹¹ persecutions, sufferings-what kinds of things happened to me in Antioch, Iconium and Lystra, the persecutions I endured. Yet the Lord rescued me from all of them.¹² In fact, everyone who wants to live a godly life in Christ Jesus will be persecuted,¹³ while evil men and impostors will go from bad to worse, deceiving and being deceived.¹⁴ But as for you, continue in what you have learned and have become convinced of, because you know those from whom you learned it,¹⁵ and how from infancy you have known the holy Scriptures, which are able to make you wise for salvation through faith in Christ Jesus.¹⁶ All Scripture is God-breathed and is useful for teaching, rebuking, correcting and training in righteousness,¹⁷ so that the man of God may be thoroughly equipped for every good work.

2 Timothy Chapter 4 (NIV)

¹ In the presence of God and of Christ Jesus, who will judge the living and the dead, and in view of his appearing and his kingdom, I give you this charge: ² Preach the Word; be prepared in season and out of season; correct, rebuke and encourage-with great patience and careful instruction. ³ For the time will come when men will not put up with sound doctrine. Instead, to suit their own desires, they will gather around them a great number of teachers to say what their itching ears want to hear. ⁴ They will turn their ears away from the truth and turn aside to myths. ⁵ But you, keep your head in all situations, endure hardship, do the work of an evangelist, discharge all the duties of your ministry.

⁶ For I am already being poured out like a drink offering, and the time has come for my departure. ⁷ I have fought the good fight, I have finished the race, I have kept the faith. ⁸ Now there is in store for me the crown of righteousness, which the Lord, the righteous Judge, will award to me on that day-and not only to me, but also to all who have longed for his appearing.

⁹ Do your best to come to me quickly, ¹⁰ for Demas, because he loved this world, has deserted me and has gone to Thessalonica. Crescens has gone to Galatia, and Titus to Dalmatia. ¹¹ Only Luke is with me. Get Mark and bring him with you, because he is helpful to me in my ministry. ¹² I sent Tychicus to Ephesus. ¹³ When you come, bring the cloak that I left with Carpus at Troas, and my scrolls, especially the parchments.

¹⁴ Alexander the metalworker did me a great deal of harm. The Lord will repay him for what he has done. ¹⁵ You too should be on your guard against him, because he strongly opposed our message.

¹⁶ At my first defense, no one came to my support, but everyone deserted me. May it not be held against them. ¹⁷ But the Lord stood at my side and gave me strength, so that through me the message might be fully proclaimed and all the Gentiles might hear it. And I was delivered from the lion's mouth. ¹⁸ The Lord will rescue me from every evil attack and will bring me safely to his heavenly kingdom. To him be glory for ever and ever. Amen.

¹⁹ Greet Priscilla and Aquila and the household of Onesiphorus. ²⁰ Erastus stayed in Corinth, and I left Trophimus sick in Miletus. ²¹ Do your best to get here before winter. Eubulus greets you, and so do Pudens, Linus, Claudia and all the brothers.

²² The Lord be with your spirit. Grace be with you.

Session 4: 2 Timothy Observation

Materials needed:

Color pens/markers

Slides 27-29

2 Timothy Observation Instructions

Observation Worksheets:

2nd Timothy Study Text (Session 3)

People in 2nd Timothy Worksheets:

- 1) People in 2nd Timothy – Paul
- 2) People in 2nd Timothy – Timothy
- 3) People in 2nd Timothy – Others

Slides 27-29

Observation - The Details (Continued)

⌘ Study the Author

☒ **Read through the text and mark with a specific color/symbol all references to the author**

- ☒ His name
- ☒ Personal Pronouns (I, me, my, mine, we)
- ☒ Other indirect references as appropriate

☒ **Answer the Following**

- ☒ Who is he?
- ☒ How does he describe himself?
- ☒ Where is he?
- ☒ Why is he there?
- ☒ What are his circumstances?
- ☒ When in his life is he writing?

27

Observation - The Details (Continued)

⌘ Study the Recipients

- ☒ **Read through the text and mark with a specific color/symbol all references to the recipients**
 - ☒ Their name/What they are called
 - ☒ Personal Pronouns (you, your, *we* [context dependent])
 - ☒ Other indirect references as appropriate
- ☒ **Answer the Following**
 - ☒ To whom is the author writing?
 - ☒ How does the author describe the recipient?
 - ☒ What does the book state about the recipient's relationship with the author?
- ☒ **Look for any other clues about the recipients**

28

Observation - The Details (Continued)

⌘ Identify the other people who are mentioned

- ☒ **Highlight them in a different color/symbol**
- ☒ **Answer the following:**
 - ☒ Who are they?
 - ☒ What are they doing?
 - ☒ What is their relationship with the author?
 - ☒ What is their relationship with the recipients?
 - ☒ Why are they mentioned?

29

Session 4: 2 Timothy Observation Instructions

- 1) READ 2 TIMOTHY AND MARK WITH A SPECIFIC SYMBOL/COLOR ALL REFERENCES TO THE AUTHOR'S NAME (INCLUDE PRONOUNS, SUCH AS "I," "ME," "MY," ETC. THAT REFER TO THE AUTHOR). USE ANOTHER COLOR/SYMBOL TO MARK ALL REFERENCES THAT REFER TO THE RECIPIENT.
- 2) READ THROUGH 2 TIMOTHY A SECOND TIME AND IN EACH PLACE YOU MARKED THE AUTHOR SEE IF IT ANSWERS ONE OF THE FOLLOWING QUESTIONS THAT UNIQUELY DESCRIBES THE AUTHOR (WRITE YOUR ANSWER IN THE APPROPRIATE CHAPTER COLUMN ON THE "PEOPLE IN 2 TIMOTHY" WORKSHEET):

HOW DOES HE DESCRIBE HIMSELF OR **WHAT** DOES HE TELL YOU ABOUT HIMSELF?

WHERE IS HE?

WHY IS HE THERE AND **WHY** IS HE WRITING?

WHAT ARE HIS CIRCUMSTANCES?

WHEN IN HIS LIFE IS HE WRITING?

- 3) READ THROUGH 2 TIMOTHY A THIRD TIME AND IN EACH PLACE YOU MARKED THE RECIPIENT SEE IF IT ANSWERS ONE OF THE FOLLOWING QUESTIONS THAT UNIQUELY DESCRIBES THE RECIPIENT (WRITE YOUR ANSWER IN THE APPROPRIATE CHAPTER COLUMN ON THE "PEOPLE IN 2 TIMOTHY" WORKSHEET):

HOW DOES PAUL DESCRIBE HIM?

WHAT DOES THE BOOK STATE ABOUT THE RECIPIENT'S FAMILY?

WHAT DOES THE BOOK STATE ABOUT THE RECIPIENT'S RELATIONSHIP TO PAUL?

WHAT DOES THE BOOK STATE ABOUT THE RECIPIENT'S RELATIONSHIP TO THE GOSPEL/WORD OF GOD?

- 4) READ THROUGH 2 TIMOTHY AGAIN IDENTIFYING THE OTHER PEOPLE WHO ARE MENTIONED. MARK THEM IN A DIFFERENT SYMBOL AND ANSWER THE FOLLOWING QUESTIONS (WRITE YOUR ANSWER ON THE "PEOPLE IN 2 TIMOTHY" WORKSHEET):

WHO ARE THEY AND/OR **WHAT** ARE THEY DOING?

WHAT IS THEIR RELATIONSHIP TO PAUL AND THE GOSPEL/WORD OF GOD?

WHAT ARE THE PROBLEMS THAT THEY ARE CAUSING PAUL?

WHAT ARE THE PROBLEMS TIMOTHY MAY FACE?

Session 4: Observation Worksheet
People in 2nd Timothy – Paul

Chapter 1	Chapter 2	Chapter 3	Chapter 4

Session 4: Observation Worksheet
People in 2nd Timothy – Timothy

Chapter 1	Chapter 2	Chapter 3	Chapter 4

Session 4: Observation Worksheet
People in 2nd Timothy – Others

Chapter 1	Chapter 2	Chapter 3	Chapter 4

Session 5: 2 Timothy Key Words

Materials needed:

Color pens/markers

Slides 30-33

2 Timothy Observation Instructions

Observation Worksheets:

Key Words in 2nd Timothy – Gospel/Word

Instructions in 2nd Timothy

2nd Timothy Study Text (Session 3)

Slides 30-33

Observation - The Details (Continued)

⌘ Mark the key words of the Book

☒ A key word/phrase is one that is essential to the text

- ☒ A key word is a noun, a descriptive word or action word that plays a part in conveying the author's message
- ☒ A key word or phrase is one which, when removed, leaves the passage devoid of meaning
- ☒ Key words/Phrases are often repeated in order to convey the author's point or purpose for writing
 - Can be repeated throughout a chapter, a segment of the book or the book as a whole
- ☒ Every key word is a who, what, when, where, why or how word

30

Observation - The Details (Continued)

⌘ Mark the key words of the Book (continued)

- ☒ **Mark only one word at a time as you read through the passage**
 - ☒ You read through each passage as you look for the next key word
 - ☒ This forces you to slow down and soak in the content of the passage
- ☒ **As each key word/phrase is marked ask the same who, what, when, why, where, and how questions about the phrase in the context of the passage.**
- ☒ **Mark pronouns and synonyms as appropriate based on the context**

31

Observation - The Details (Continued)

⌘ Mark the key words of the Book (continued)

- ☒ **Key words can be marked in several ways**
 - ☒ Through the use of symbols:
God Love Law Repent
 - ☒ Through the use of colors:
Faith Humility Grace
 - ☒ Through a combination of symbols and colors
LORD Christ Suffering

32


Observation - The Details (Continued)

⌘ Mark the key words of the Book (continued)


☒ Key words reveal the subjects

☒ Subjects reveal the theme

Key Words/Phrases



Subjects



Theme

2 Timothy Observation Instructions

- 1) USE A NEW CODE OR SYMBOL AND READ THROUGH 2 TIMOTHY AGAIN, MARKING EVERY MENTION OF THE WORDS “GOSPEL” AND “WORD.” (INCLUDE SYNONYMS AND PRONOUNS.)
- 2) AFTER MARKING THE WORDS IN #1 ABOVE, LIST THE ANSWERS TO THE FOLLOWING QUESTIONS IN THE APPROPRIATE CHAPTER COLUMN ON THE “KEY WORDS” WORKSHEET:

GOSPEL/WORD

WHAT DOES THIS SAY ABOUT THE GOSPEL?

WHAT IS HAPPENING AND **WHY**?

WHO IS INVOLVED?

WHAT DOES THIS SAY TO DO OR NOT TO DO REGARDING THE GOSPEL?

- 3) READ THROUGH 2 TIMOTHY AGAIN AND LOOK FOR EVERY INSTRUCTION THAT PAUL GIVES TO TIMOTHY. PUT A BOX AROUND IT IN A SEPARATE COLOR AND THEN LIST IT IN THE APPROPRIATE CHAPTER COLUMN ON YOUR “INSTRUCTION IN 2 TIMOTHY” WORKSHEET.
- 4) RECORD ANY TEACHING, REPROOF, CORRECTION OR TRAINING THE HOLY SPIRIT HAS GIVEN TO YOU THROUGH YOUR STUDY TODAY.

Session 5: Observation Worksheet
Key Words in 2nd Timothy – Gospel/Word

Chapter 1	Chapter 2	Chapter 3	Chapter 4

Session 5: Observation Worksheet
Instructions in 2nd Timothy

Chapter 1	Chapter 2	Chapter 3	Chapter 4

Session 6: 2 Timothy Overview Worksheet

Materials needed:

Color pens/markers

Slides 33-36

Overview Worksheet Instructions

Observation Worksheets:

2nd Timothy Overview (Session 3)

2nd Timothy Study Text (Session 3)

Slides 33-36


Observation - The Details (Continued)

⌘ Mark the key words of the Book (continued)


☒ Key words reveal the subjects

☒ Subjects reveal the theme

Key Words/Phrases



Subjects



Theme

33

Observation - The Details (Continued)

⌘ Discern the Main Theme

☒ Record a statement that best summarizes the book

- ☒ Should be an outgrowth of an objective evaluation of the repeated emphasis in the book.
- ☒ Should not be based on emotion or our favorite passage
- ☒ Write out the summary statement for the book using as many of the key words as possible, yet at the same time be concise

⌘ Identify the Key Verse

☒ Once the main theme is discerned, look for a verse in the book that best covers or expresses the theme - this is the Key Verse

34

Observation - The Details (Continued)

⌘ Discover the Theme of Each Chapter

☒ Follow the same process as you did for coming up with a theme for the book

☒ Chapter Themes questions to ask

- ☒ Is the main subject dealt with in the chapter?
- ☒ Does the theme relate to the overall theme of the book?

☒ Record each chapter theme on the Overview Worksheet

☒ Divide the book in to segments

- ☒ Segment is a major division that deals with the same subject, doctrine, person or event
- ☒ the context of the book determines segments

35

Observation - The Details (Continued)

Book Theme:

Key Verse:

Author:

Key words:

Purpose:

Recipient:

Historical Setting:

Chapter Themes

1

2

3

4

5

6

Fill out this sheet as you go along - it is useful for quick reference and synopsis of the book

36

Session 6: 2 Timothy Overview Worksheet Instructions

1) COMPLETE THE 2 TIMOTHY OVERVIEW WORKSHEET:

READ THROUGH 2 TIMOTHY AGAIN COMPLETING THE FOLLOWING:

JOT DOWN KEY WORDS

WRITE IN THE PURPOSE OF THE BOOK

PICK BOOK THEME AND KEY VERSE (REMEMBER, THE MAIN THEME IS WHAT THE AUTHOR TALKS ABOUT THE MOST.)

ASSIGN CHAPTER THEMES AND KEY VERSES FOR EACH CHAPTER

RECORD FACTS ABOUT THE HISTORICAL SETTING

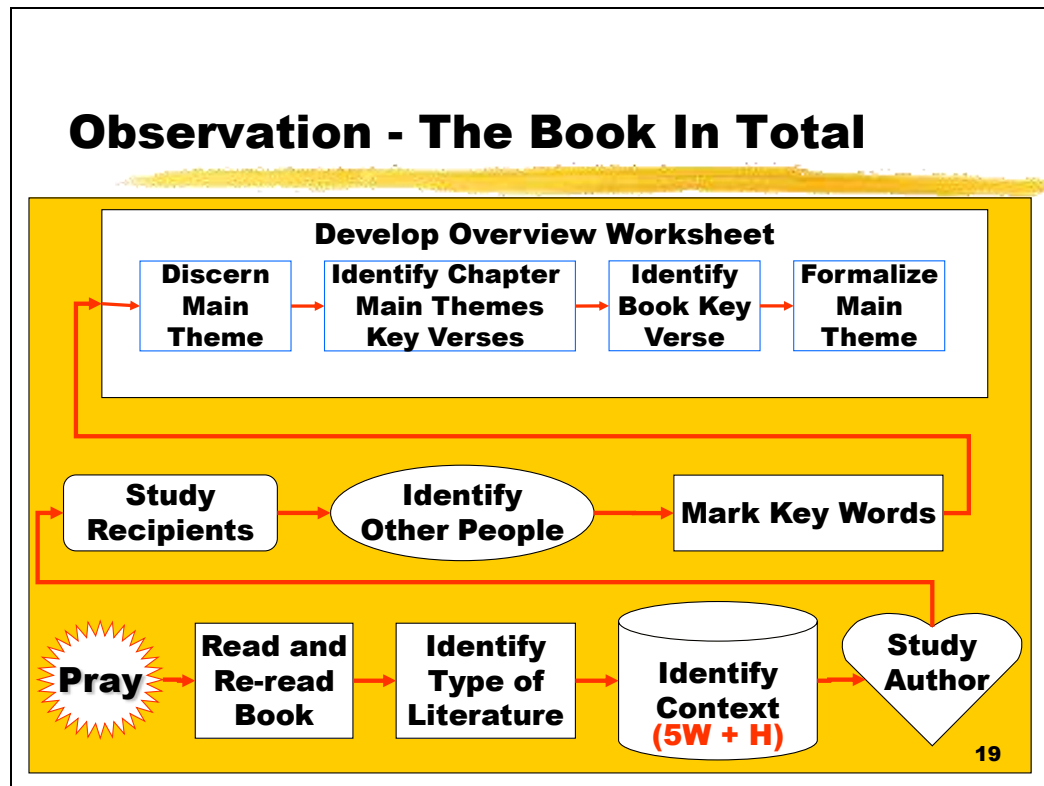
2) REVIEW **OBSERVATION PRINCIPLES** (WHAT DOES THE PASSAGE SAY?):

READ – ESTABLISH THE CONTEXT

ASK WHO, WHAT, WHERE, WHEN, WHY AND HOW TYPES OF QUESTIONS

MARK KEY PERSONS, WORDS AND PHRASES

OVERVIEW THE TOTAL BOOK (COMPLETE THE OVERVIEW WORKSHEET)



Session 7: Interpretation Principles

Materials needed:

Pen

Slides 37-39

Interpretation Principles Summary

Slides 37-39

Interpretation - The Details

As for you, the anointing you received from Him remains in you, and you do not need anyone to teach you. But as His anointing teaches you about all things and as that anointing is real, not counterfeit – just as it has taught you, remain in Him. 1 John 2:27

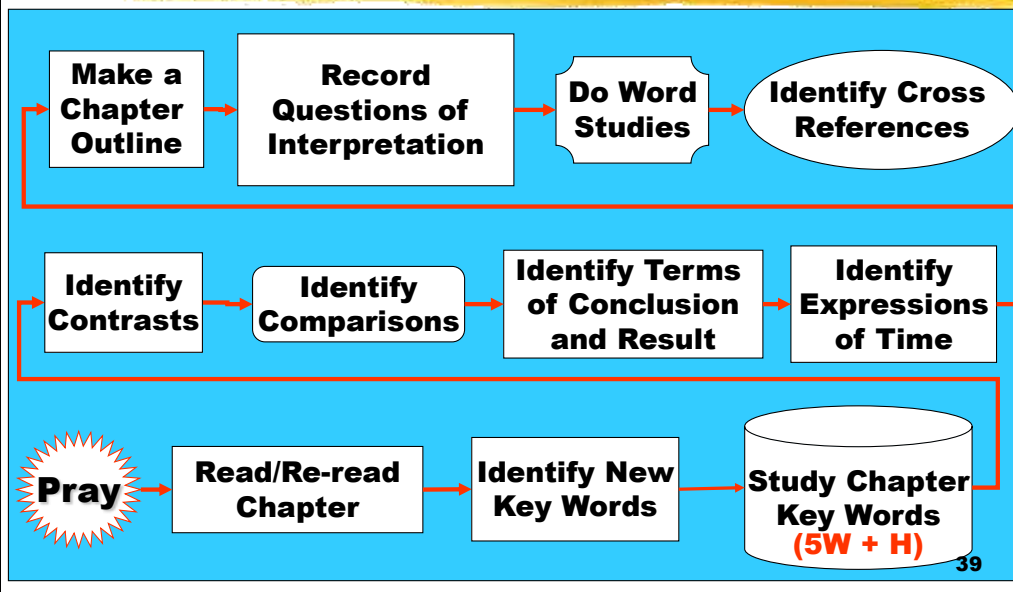
37

Interpretation Principles

- ⌘ Principle 1: Remember that context rules
- ⌘ Principle 2: Always seek the full counsel of the Word of God - Check Cross References
- ⌘ Principle 3: Scripture will never contradict Scripture - Let Scripture Interpret Scripture
- ⌘ Principle 4: Do not base your doctrine on an obscure passage of Scripture
- ⌘ Principle 5: Interpret Scripture literally - unless the context demands otherwise
- ⌘ Principle 6: Look for the author's intended meaning of the passage - Do word studies
- ⌘ Principle 7: Check your conclusions by using reliable commentaries/other mature Christians

38

Interpretation - Individual Chapters



39

Session 7: Interpretation Principles Summary

- 1) REMEMBER THAT CONTEXT RULES**

- 2) ALWAYS SEEK THE FULL COUNSEL OF THE WORD OF GOD – CHECK CROSS REFERENCES**

- 3) REMEMBER THAT SCRIPTURE WILL NEVER CONTRADICT SCRIPTURE – LET SCRIPTURE INTERPRET SCRIPTURE**

- 4) DO NOT BASE YOUR DOCTRINE ON AN OBSCURE PASSAGE OF SCRIPTURE – SEE #2 AND #3 ABOVE**

- 5) INTERPRET SCRIPTURE LITERALLY – UNLESS THE CONTEXT DEMANDS OTHERWISE**

- 6) LOOK FOR THE AUTHOR’S INTENDED MEANING OF THE PASSAGE – DO WORD STUDIES**

- 7) CHECK YOUR CONCLUSIONS BY USING RELIABLE COMMENTARIES/OTHER MATURE CHRISTIANS**

Session 8: 2 Timothy 1 - Key Words

Materials needed:

Color pens/markers

Slides 40-43

Key Words in 2 Timothy 1 Worksheet Instructions

Observation Worksheets:

Key Words in 2 Timothy 1

2nd Timothy Study Text (Session 3)

Slides 40-43

Interpretation - The Details

⌘ Pray

- ☒ Always begin with Prayer -
- ☒ Ask God, by His Spirit to lead you into all Truth and to Open your eyes

⌘ Read and Re-read through the entire Chapter

- ☒ Get the Word in You
- ☒ Jot down comments, questions, insights as they happen

Interpretation - The Details (Continued)

⌘ Study the key words of the Chapter

☒ Mark any new key words/phrases

☒ A key word/phrase is one that is essential to the text

- ☒ A key word is a noun, a descriptive word or action that plays a part in conveying the author's message
- ☒ A key word or phrase is one which, when removed, leaves the passage devoid of meaning
- ☒ Key words/Phrases are often repeated in order to convey the author's point or purpose for writing
 - Can be repeated throughout a chapter, a segment of the book or the book as a whole
- ☒ Every key word is a who, what, when, where, why or how word

41

Interpretation - The Details (Continued)

⌘ Study the key words of the Chapter (continued)

☒ Key words can be marked in several ways

☒ Through the use of symbols:

God Love Law Repent

☒ Through the use of colors:

Faith Humility Grace

☒ Through a combination of symbols and colors

LORD Christ Suffering

42

Interpretation - The Details (Continued)



- ⌘ **Study the key words of the Chapter (continued)**
 - ☒ **As each key word/phrase is marked ask the same who, what, when, why, where, and how questions about the phrase in the context of the passage**
 - ☒ **List what you learn from each key word**
 - ☒ **List the key words/phrases on the Overview Worksheet**

Session 8: Observation Worksheet
Key Words in 2nd Timothy 1

	Chapter 1	Chapter 1	Chapter 1	Chapter 1
Key Word				
Who				
What				
When				
Where				
Why				
How				
Summary				

Session 9: 2 Timothy 1 - Contrasts, Comparisons, Terms of Conclusion, and Expressions of Time

Materials needed:

Color pens/markers

Slides 44-50

2 Timothy 1 - Contrasts, Comparisons, Terms of Conclusion, and Expressions of Time Instructions

Observation Worksheets:

2nd Timothy Overview (Session 3)

2nd Timothy Study Text (Session 3)

Slides 44-50

Interpretation - The Details (Continued)

⌘ Read through the passage and mark contrasts

☒ Contrasts are an evaluation of things that are different or opposite in the context being viewed

☒ Contrasts are not just between the actual words (for example he prayed day and night), but between the thoughts being conveyed

☒ Contrast watch words:

☒ But

☒ However

☒ Nevertheless

☒ Marking example:

For God did not give us a spirit of timidity, but a spirit of power, of love and of self-discipline. 2/Tim 1:7

44

Interpretation - The Details (Continued)

⌘ Read through the passage and mark contrasts (continued)

☒ Questions to ask:

- ☒ What truth is being revealed through the contrast?
- ☒ What is the point the author is making through the contrast?

45

Interpretation - The Details (Continued)

⌘ Read through the passage and mark comparisons

☒ Comparisons always refer to things that are similar or alike

☒ Comparison watch words:

- ☒ like
- ☒ as

☒ Marking example:

Endure hardship with us like a good soldier of Christ Jesus.
2 Tim 2:3

46

Interpretation - The Details (Continued)

⌘ Read through the passage and mark terms of conclusion and result

- ☒ Terms of conclusion usually follow an important sequence of thought
- ☒ When you see a “therefore” (or any term of conclusion), ask what is it there for - Look through the preceding verses and summarize the message
- ☒ Terms of conclusion and result watch words:
 - ☒ Therefore
 - ☒ For
 - ☒ So that
 - ☒ For this reason


47

Interpretation - The Details (Continued)

⌘ Read through the passage and mark terms of conclusion and result (continued)

☒ Marking example:

Recalling your tears, I long to see you, so that I may be filled with joy. 2 Tim 1:4



48

Interpretation - The Details (Continued)

⌘ Read through the passage and mark expression of time


- ☒ Make note in the text of any reference to time
- ☒ When something occurs can be crucial when it comes to interpreting Scripture
- ☒ Expression of time watch words:
 - ☒ Then
 - ☒ After this
 - ☒ When
 - ☒ Until

49

Interpretation - The Details (Continued)

⌘ Read through the passage and mark expression of time (continued)

- ☒ Marking example: 

May the Lord grant that he will find mercy from the Lord on that ! You know very well in how many ways he helped me in Ephesus. 2 Tim 1:18

50

Session 9: 2 Timothy 1 - Contrasts, Comparisons, Terms of Conclusion, and Expressions of Time Instructions

- 1) READ THROUGH 2 TIMOTHY 1 AGAIN LOOKING FOR AND MARKING THE FOLLOWING:

CONTRASTS, WHICH USE DIFFERENT OR OPPOSITE CHARACTERISTICS TO TEACH TRUTH IN THE CONTEXT BEING VIEWED. (SEE SAMPLE CONTRAST BELOW)

COMPARISONS, WHICH USE SIMILAR OR LIKE CHARACTERISTICS TO TEACH TRUTH IN THE CONTEXT BEING VIEWED.

TERMS OF CONCLUSION/RESULT, WHICH SHOW THAT A CONCLUSION OR SUMMARY IS BEING MADE OR A RESULT IS INDICATED.

EXPRESSIONS OF TIME, WHICH SHOW TIMING OF EVENTS OR SEQUENCE OF EVENTS.

- 2) REVIEW AND MAKE ANY CHANGES ON YOUR THEME FOR CHAPTER ONE ON YOUR OVERVIEW WORKSHEET.

(SAMPLE CONTRAST: IN 2 TIMOTHY 1: 9 THERE IS A CONTRAST BETWEEN GRACE AND WORKS. READ THROUGH 2 TIMOTHY 1 AGAIN AND WRITE DOWN WHAT YOU UNDERSTAND TO BE PAUL'S INSTRUCTION AND ENCOURAGEMENT TO TIMOTHY ABOUT SALVATION BY GRACE VERSES SALVATION BY WORKS. READ EPHESIANS 2:5-10 FOR FURTHER INSIGHT ON PAUL'S TEACHING ON THIS SUBJECT.)

Session 10: 2 Timothy 1 - Chapter Outline

Materials needed:

Color pens/markers

Slides 51-54

Observation Worksheets:

2nd Timothy Overview (Session 3)

2nd Timothy Study Text (Session 3)

Session 10: 2 Timothy 1 - Chapter Outline

Slides 51-54

Interpretation - The Details (Continued)

⌘ Make an outline of the chapter

☒ General Principles of Outlining

- ☒ Principle 1: Main Topics are the central Ideas and should agree with the chapter theme
- ☒ Principle 2: Subtopics are the points that explain the main topics
- ☒ Principle 3: Capture the logical flow of the author
- ☒ Principle 4: Each subdivision must have at least two points
- ☒ Principle 5: This outline will be used to develop the expository sermon outline

Interpretation - The Details (Continued)

⌘ Make an outline of the chapter (continued)

☒ Layout Example:

- I. Main Topic
 - A. Subtopic
 - B. Subtopic
 - Illustration
 - Application

- II. Main Topic
 - >>>>>>>>>etc.
 - >>>>>>>>>etc.

52

Interpretation - The Details (Continued)

⌘ Make an outline of the chapter (continued)

- ☒ **Make sure that the words used for the outline are the actual words of Scripture rather than your paraphrase**
- ☒ **The Scripture itself gives you the words for the outline, showing you what the author said**
- ☒ **The Outlining Process**
 - ☒ Start with the Chapter Theme
 - ☒ Determine the Main Topics
 - ☒ Study each Main Topic in order to develop the Subtopics
 - ☒ Record any illustrations and applications that come to your mind in the process

53

Interpretation - The Details (Continued)



⌘ Make an outline of the chapter (continued)

☒ Example of a book

- Book -- theme
 - Chapter 1 -- theme
 - Section 1 -- theme
 - Section 2 -- theme
 - Section 3 -- theme
 - Chapter 2 -- theme
 - Section 1 -- theme
 - Section 2 -- theme
 - Chapter 3 -- theme
 - Section 1 -- theme
 - Section 2 -- theme
 - Section 3 -- theme
 - Section 4 -- theme

Session 10: Observation Worksheet
2 Timothy 1 - Chapter Outline

1) MAKE AN OUTLINE OF 2 TIMOTHY 1 BELOW:

CHAPTER 1

THEME: _____

SECTION 1 MAIN TOPIC: _____

SECTION 1 SUBTOPIC: _____

SECTION 1 SUBTOPIC: _____

SECTION 2 MAIN TOPIC: _____

SECTION 2 SUBTOPIC: _____

SECTION 2 SUBTOPIC: _____

SECTION 3 MAIN TOPIC: _____

SECTION 3 SUBTOPIC: _____

SECTION 3 SUBTOPIC: _____

SECTION 4 MAIN TOPIC: _____

SECTION 4 SUBTOPIC: _____

SECTION 4 SUBTOPIC: _____

2) MEMORIZE THE KEY VERSE YOU SELECTED FOR CHAPTER ONE. WRITE DOWN ANY PERSONAL APPLICATION OF THIS VERSE TO YOUR LIFE AT THE PRESENT TIME.

CHAPTER 1 KEY VERSE: _____

PERSONAL APPLICATION:

Session 11: Questions of Interpretation and Cross References

Materials needed:

Pen

Slides 55-56

Observation Worksheets:

2nd Timothy Overview (Session 3)

2nd Timothy Study Text (Session 3)

Questions of Interpretation and Cross References

Slides 55-56

Interpretation - The Details (Continued)

⌘ Record any questions of Interpretation

☒ As You Are Studying You Will Come Across Passages, Words or Phrases That:

- ☒ Seem Fundamentally Critical To Main Thought Or Idea
- ☒ Seem Confusing
- ☒ Peek Your Interest
- ☒ Or Seem To Jump Off The Page At You

☒ At This Point You Need To Write Down The Passages, Words or Phrases And Any Questions or Thoughts That Come To Mind

☒ Allow this process to identify key words and phrases for additional study

55

Interpretation - The Details (Continued)

⌘ Identify Cross References

☒ A Cross Reference Is A Portion of Scripture Outside Your Current Text That Relates To, Explains or Contrasts Your Main Topic

☒ For Each Main Topic, Record Passages that:

- ☒ The Holy Spirit Brings To Your Mind
- ☒ Sections of the Chapter or Book That Relates To The Same Main Topic
- ☒ Portions of Other Books Of The Author That Relate To Your Main Topic
- ☒ Other Portions Of Scripture that Related To Your Main Topic
- ☒ Other Cross References Listed In Your Bible or Other Cross Reference Tools

Session 11: Observation Worksheet
Questions of Interpretation and Cross References

1) WRITE DOWN IN THE SPACE BELOW ANY QUESTIONS OF INTERPRETATION THAT YOU HAVE FOR 2 TIMOTHY CHAPTER 1.

2) IDENTIFY CROSS REFERENCES FOR EACH OF YOUR MAIN TOPICS IN 2 TIMOTHY 1.

SECTION 1 MAIN TOPIC
CROSS REFERENCES: _____

SECTION 2 MAIN TOPIC
CROSS REFERENCES: _____

SECTION 3 MAIN TOPIC
CROSS REFERENCES: _____

SECTION 4 MAIN TOPIC
CROSS REFERENCES: _____

Session 12: Application Principles

Materials needed:

Pen

Slides 57-68

Application Principles Summary

Observation Worksheets:

2nd Timothy Overview (Session 3)

2nd Timothy Study Text (Session 3)

Slides 57-68

Application - Key Passages/Verses

- How does the meaning of this passage apply to me?
- What truths am I to embrace, believe or order my life by?
- What changes should I make in my belief, in my life?

57

Application -- The Details

**Now that you know these things, you
will be blessed if you do them.
John 13:17**

58

Application - The Details

Do not merely listen to the word, and so deceive yourselves. Do what it says. Anyone who listens to the word but does not do what it says is like a man who looks at his face in a mirror and, after looking at himself, goes away and immediately forgets what he looks like. But the man who looks intently into the perfect law that gives freedom, and continues to do this, not forgetting what he has heard, but doing it-he will be blessed in what he does.

James 1:22-25

**Observation and interpretation are the hearing of
God's words. Application is the embracing of
truth and the doing of God's word.**

59

Application - The Details

- ⌘ Application flows out of thorough observation and correct interpretation
- ⌘ Application begins with belief, which then results in doing
- ⌘ Application answers the questions:
 - ☒ How does the meaning of this passage apply to me?
 - ☒ What truths am I to embrace, believe, or order my life by?
 - ☒ What changes should I make in my belief, in my life?

This is the Heart and Soul of Bible Study!!!

60

Application - The Details (Continued)

- ⌘ The How of Application
 - All Scripture is God-breathed and is useful for teaching, rebuking, correcting and training in righteousness, so that the man of God may be thoroughly equipped for every good work. 2 Tim 3:16-17
 - ☒ We must apply Scripture in the light of its *teaching, rebuking, correcting* and *training in righteousness*.
 - ☒ These are the keys to application - the keys to its instructions for our life
 - ☒ These four application keys should be used whenever we study or teach Scripture

61

Application - The Details (Continued)

⌘ Application Key #1 -- Teaching (Doctrine)

- ☒ Teaching is what the Word of God says on any subject.
- ☒ That Teaching is **always** true; Teaching shows you "What is right"
- ☒ **3 Step process to apply this truth:**
 - ☒ Step 1: Find out what the Word of God says through accurate **observation** and correct **interpretation** of the text
 - ☒ Step 2: Once you understand what the Word of God teaches, you must accept that truth and live by it
 - ☒ Step 3: When you have adjusted any false concepts or teaching you may have had and have embraced the truth revealed in God's Word, then you have **applied** what you have learned

62

Application - The Details (Continued)

⌘ Application Key #2 -- Rebuking

- ☒ Rebuking shows you "What is not right"
- ☒ The application of rebuking is to accept and agree with God's Word, acknowledging where you are wrong in thought or behavior

⌘ Application Key #3 -- Correcting

- ☒ Correcting shows you "How to get right"
- ☒ It's where the Word of God goes from your head to your heart to your feet

63

Application - The Details (Continued)

⌘ Application Key #4 -- Training in Righteousness

☒ Training in righteousness shows you "How to stay right"

☒ God uses the Bible to give us on the job training:

- ☒ Teachings
- ☒ Commands
- ☒ Promises
- ☒ Exhortations
- ☒ Warnings
- ☒ The lives of Biblical characters
- ☒ Accounts of God's dealings with man

☒ By studying the Bible you see how God intends us to live - to live the way God says to is to live righteously

☒ As we study the Bible God promises to make us thoroughly equipped for every good work

64

Application - The Details (Continued)

⌘ Application of Scripture - 4 easy steps

☒ 1. What does the passage teach?

- ☒ Is it general or specific?
- ☒ Does it apply only to specific people? To a cultural problem of the day? To a certain time in history?
- ☒ Has it been superseded by a broader teaching?

☒ 2. Does this section of Scripture expose any error in your beliefs or behavior?

- ☒ Are there any commands that you have not obeyed?
- ☒ Are there any wrong attitudes or motives in your life that the Scriptures bring to light?
- ☒ Does it touch on human needs?

65

Application - The Details (Continued)

⌘ Application of Scripture - 4 easy steps (continued)

☒ 3. What is God's instruction to you?

- ☒ Are there any new truths to be believed?
- ☒ Are there any new commandments to follow?
- ☒ Are there any new insights you are to pursue?
- ☒ Are there any promises you are to embrace?

☒ 4. When Preaching, does your application communicate to this generation?

66

Application - The Details (Continued)

⌘ Other helpful questions to ask in the application of God's Word to your life:

- ☒ Is there an example to follow?
- ☒ Is there a sin to avoid?
- ☒ Is there a promise to claim?
- ☒ Is there a prayer to repeat?
- ☒ Is there a command to obey?
- ☒ Is there a condition to meet?
- ☒ Is there a verse to be memorized?
- ☒ Is there a challenge to face?

67

Application - The Details (Continued)

⌘ When applying Scripture, Beware of the following:

- ☒ Applying cultural standards rather than Biblical standards**
- ☒ Attempting to strengthen a legitimate truth by using a Scripture incorrectly**
- ☒ Applying Scripture out of prejudice from past training or teaching**

⌘ The ultimate aim of Bible Study is to know God

- ☒ The Bible was not written to be studied but to change lives**
- ☒ The Bible was not written to fill your head with a lot of facts, but to transform your life**

Session 12: Application Principles Summary

1. Observation and interpretation are the _____ of God's Word. Application is the embracing of the truth and the _____ of God's Word.

2. What are the three questions that application answers?

a.) _____

b.) _____

c.) _____

3. Four Application Keys are given in 2 Timothy 3:16-17. Match each Application Key below by drawing a line to the correct summary statement:

Teaching

“How to Stay Right”

Rebuking

“How to Get Right”

Correcting

“What is Not Right”

Training in righteousness

“What is Right”

4. What personal application can you apply to your life based on your study of 2nd Timothy? Please write your response below:

Session 13: Preparing Expository Sermons/Studies

Materials needed:

Pen

Slides 69-80

Observation Worksheets:

Preparing Expository Sermons/Studies

2nd Timothy Overview (Session 3)

2nd Timothy Study Text (Session 3)

2nd Timothy1 – Chapter Outline (Session 10)

Slides 69-80

Expository Preaching

**They read from the Book of the Law of God,
making it clear and giving the meaning so that the
people could understand what was being read
(and then be encouraged to apply it).
Nehemiah 8:8**

69

Expository Preaching

⌘ Five Types Of Preaching (Shepherd God's People)

☒ 1) Biographical Sermons

☒ The life of a Biblical character is presented in this type of sermon.

☒ Example: The Four Surrenders of Abraham (Gen 12:1; Gen 13:9; Gen 21:10; Gen 22)

☒ 2) Narrative Sermons

☒ In these sermons, an event of Scripture is portrayed

☒ Example: Daniel in the Lion's Den (Daniel 6:19-23)

☒ 3) Textual Sermons

☒ The textual sermon occupies itself chiefly with one certain thought contained in a verse or short segment of verses

☒ Example: Consecration (Romans 12:1)

70

Expository Preaching

⌘ Five Types Of Preaching (Continued)

☒ 4) Topical Sermons

☒ A topic, or subject, is the focus of this type of sermon. A Bible concordance is very helpful in preparing it, for verses may be used from many parts of the Word

☒ Example: Water of Life (John 7:37, Jn. 4:10, Rev. 22:1; Ezek. 47:1-9; Rev. 22:6; Rev 22:17)

☒ 5) Expository Sermons

☒ The Expository Sermon differs from the other types in that it is occupied more fully with the exposition of the Scripture itself, while textual and topical sermons usually explore only one thought or topic suggested by the text. It is usually thought that expository preaching is superior to other types

71

Expository Preaching

⌘ Five Types Of Preaching (Continued)

☒ 5) Expository Sermons (Continued)

☒ Advantages:

☒ It Produces Biblical Preachers and Hearers

- The Preacher and His Congregation Will Be Kept Biblical

☒ It Conforms to the Biblical Idea of Preaching

- This Method Was Used By Ezra in Nehemiah 8 and by Timothy in 1 Timothy 4:13 and 2 Timothy 4:1-5

☒ It Is Wider in Scope - "The whole will of God"

- "I have not hesitated to proclaim to you the whole will of God." – Paul's farewell to the Ephesians, Acts 20:27

72

Expository Preaching

⌘ Five Types Of Preaching (Continued)

☒ 5) Expository Sermons (Continued)

☒ Disadvantages:

- It can be monotonous for the congregation
- The preacher can become lazy. There is a danger of reading verse after verse of a chosen text and passing a few comments on them rather than forcefully proclaiming the truth of the passage
- The text may be too long, confusing to the audience
- Sometimes this preaching type is too confining, keeping the preacher from dealing with current topics. The expository sermon should have one central theme, so there will be unity of thought.

73

Expository Preaching

⌘ The Uniqueness of Expository Preaching:

- ☒ 1. It **Reveals** the Meaning Of the Words In Their Context
- ☒ 2. It **Recovers** the Original Meaning Of the Words On The Basis Of Grammatical And Historical Usage
- ☒ 3. It **Relies** Upon the Scripture Itself To Meet The Needs Of the People And For Accomplishing the Desired Results
- ☒ 4. It Can **Reinforce** (Encompass) The Other Four Sermon Types: Textual, Biographical, Topical and Narrative
- ☒ 5. It **Reflects** the Fact That the Authority For the Sermon Is Not the Preacher, But the Bible Itself

74

Expository Preaching

⌘ Expository Preaching Is The Systematic Teaching Of the Word Of God Verse by Verse, Chapter By Chapter, Book by Book

⌘ IBS Provides The Tools To Prepare Expository Sermons

Preach the Word; be prepared in season and out of season; correct, rebuke and encourage-with great patience and careful instruction.

2nd Timothy 4:2

75

Expository Preaching

⌘ Paul In His Final Meeting With The Ephesian Elders Says:

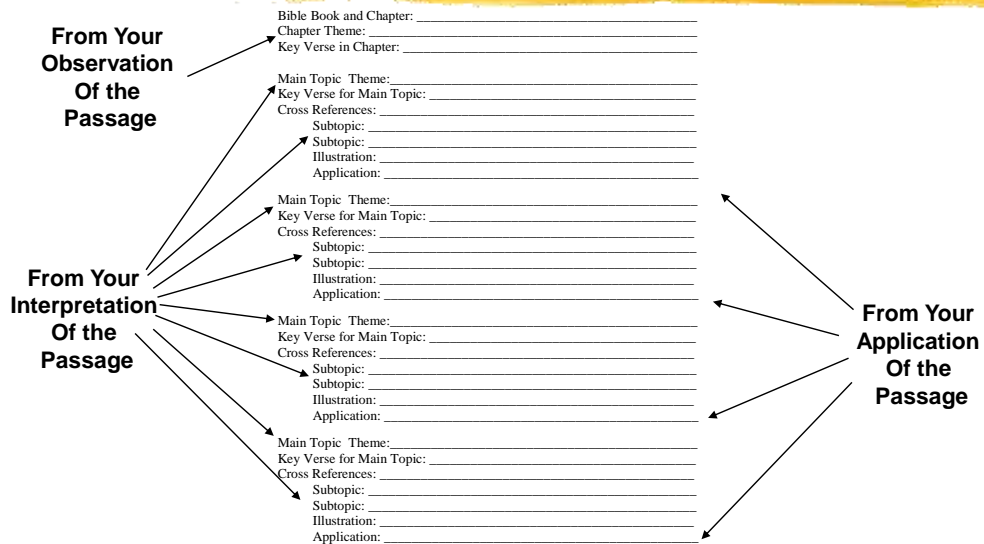
"Now I Know That None of You Among Whom I Have Gone About Preaching the Kingdom Will Ever See Me Again. Therefore, I Declare to You Today That I Am Innocent of the Blood of All Men. For I Have Not Hesitated to Proclaim to You the Whole Will of God. (Acts 20:25-27)

⌘ Expository Preaching Is One Clear Way To Ensure That You As Pastors Proclaim the Whole Will of God

⌘ People Are Hungry for the Word Of God, Preach it Like Ezra and the Levites in Nehemiah 8:8

They Read From the Book of the Law of God, Making It Clear and Giving the Meaning So That the People Could Understand What Was Being Read.

Expository Preaching - A Simple form



Expository Preaching

⌘ Sermon/Study Outline

☒ Introduction

- ☒ Awaken Interest In the Theme
- ☒ Introduces Your Theme and Provides Setting

☒ Exposition of Scriptures Associated With Each Major Division

- ☒ Read, Explain, Illustrate Each Major Division
- ☒ Ask Application Oriented Questions
- ☒ Exhort Congregation to Apply Points As Necessary

☒ Conclusion

- ☒ Summarizes Major Points and Associated Applications
- ☒ Inspires Application of God's Truth to Everyday Life

78

Expository Preaching

⌘ Pray and Preach

- ☒ **It Is the Empowering of the Holy Spirit That Makes the Scripture Come Alive**
- ☒ **He Allows Us to Join Him In This Task**
- ☒ **We Need To Be Listening To His Voice Through Out the Preparation Process**
- ☒ **We Need To Follow His Leading While We Are Preaching**
 - ☒ Your Notes/Sermon Are Your Guide, They Are Not Cast in Stone. The Holy Spirit Will Guide You Through the Sermon If You Let Go and Trust Him!

79

Expository Preaching



⌘ Good Starting Places

- ☒ 2nd Timothy --> You Have a Good Start on this Book
- ☒ Gospel of John --> Tells Us Who Jesus is (John 20:31)
- ☒ Book Of Romans --> Living by Faith (Romans 1:16-17)
- ☒ Corinthian Letters --> Church Unity & Life Style
(1 Cor. 10:31-17)

Session 13: Observation Worksheet
Preparing Expository Sermons/Studies

Bible Book and Chapter: _____

Chapter Theme: _____

Key Verse in Chapter: _____

Main Topic Theme: _____

Key Verse for Main Topic: _____

Cross References: _____

Subtopic: _____

Subtopic: _____

Illustration: _____

Application: _____

Main Topic Theme: _____

Key Verse for Main Topic: _____

Cross References: _____

Subtopic: _____

Subtopic: _____

Illustration: _____

Application: _____

Main Topic Theme: _____

Key Verse for Main Topic: _____

Cross References: _____

Subtopic: _____

Subtopic: _____

Illustration: _____

Application: _____

Main Topic Theme: _____

Key Verse for Main Topic: _____

Cross References: _____

Subtopic: _____

Subtopic: _____

Illustration: _____

Application: _____

Session 14: Preparing Expository Sermons/Studies (Continued)

Materials needed:

Pen

Observation Worksheets:

Preparing Expository Sermons/Studies (Continued)

2nd Timothy Overview (Session 3)

2nd Timothy Study Text (Session 3)

2nd Timothy1 – Chapter Outline (Session 10)

Session 14: Observation Worksheet
Preparing Expository Sermons/Studies (Continued)

Bible Book and Chapter: _____

Chapter Theme: _____

Key Verse in Chapter: _____

Main Topic Theme: _____

Key Verse for Main Topic: _____

Cross References: _____

 Subtopic: _____

 Subtopic: _____

 Illustration: _____

 Application: _____

Main Topic Theme: _____

Key Verse for Main Topic: _____

Cross References: _____

 Subtopic: _____

 Subtopic: _____

 Illustration: _____

 Application: _____

Main Topic Theme: _____

Key Verse for Main Topic: _____

Cross References: _____

 Subtopic: _____

 Subtopic: _____

 Illustration: _____

 Application: _____

Main Topic Theme: _____

Key Verse for Main Topic: _____

Cross References: _____

 Subtopic: _____

 Subtopic: _____

 Illustration: _____

 Application: _____

Extra Preach The Word Forms

Overview Worksheet of _____

Book Theme:

Chapter Themes

Key Verse:

1
2
3
4
5
6

Author:

Key Words:

Purpose:

Recipient:

Historical Setting:

People in _____ Worksheet

Chapter _____	Chapter _____	Chapter _____	Chapter _____

Instructions in _____ Worksheet

Chapter _____	Chapter _____	Chapter _____	Chapter _____

Key Words in _____ Worksheet

	Chapter __	Chapter __	Chapter __	Chapter __
Key Word				
Who				
What				
When				
Where				
Why				
How				
Summary				

Chapter Outline

BIBLE BOOK AND CHAPTER: _____

CHAPTER THEME: _____

CHAPTER KEY VERSE: _____

SECTION 1 MAIN TOPIC: _____

SECTION 1 SUBTOPIC: _____

SECTION 1 SUBTOPIC: _____

SECTION 2 MAIN TOPIC: _____

SECTION 2 SUBTOPIC: _____

SECTION 2 SUBTOPIC: _____

SECTION 3 MAIN TOPIC: _____

SECTION 3 SUBTOPIC: _____

SECTION 3 SUBTOPIC: _____

SECTION 4 MAIN TOPIC: _____

SECTION 4 SUBTOPIC: _____

SECTION 4 SUBTOPIC: _____

MEMORIZE THE KEY VERSE YOU SELECTED FOR THE CHAPTER. WRITE DOWN IN THE SPACE BELOW ANY PERSONAL APPLICATION OF THIS VERSE TO YOUR LIFE:

Preparing Expository Sermons/Studies

Bible Book and Chapter: _____

Chapter Theme: _____

Key Verse in Chapter: _____

Main Topic Theme: _____

Key Verse for Main Topic: _____

Cross References: _____

Subtopic: _____

Subtopic: _____

Illustration: _____

Application: _____

Main Topic Theme: _____

Key Verse for Main Topic: _____

Cross References: _____

Subtopic: _____

Subtopic: _____

Illustration: _____

Application: _____

Main Topic Theme: _____

Key Verse for Main Topic: _____

Cross References: _____

Subtopic: _____

Subtopic: _____

Illustration: _____

Application: _____

Main Topic Theme: _____

Key Verse for Main Topic: _____

Cross References: _____

Subtopic: _____

Subtopic: _____

Illustration: _____

Application: _____